



Grades 4 Daily Home Learning Grid

Tuesday, March 31, 2020

GENERAL		
Lesson Objective	Activities	Resources
To set up Microsoft teams on your device or PC.	<p><u>For those students who did not get onto MT last week.</u></p> <p><u>MICROSOFT TEAMS:</u></p> <ul style="list-style-type: none"> -We will use this tool to communicate. -It will make things easier for us to share things as well <p><u>ACTIVITY:</u></p> <ul style="list-style-type: none"> -Read the blog post and follow the instructions. - https://fbc.edu/ky/grade4/2020/03/18/home-learning-microsoft-teams/ -This must be completed before any other work is done this morning. -Once you've logged on, say Hi on my post in our team. <p>We need to set this up first because you will need access to all the resources on MT.</p>	<ul style="list-style-type: none"> - Access to internet - Computer / Device - Microsoft team




BIBLE

Lesson Objective	Activities	Resources
<ul style="list-style-type: none">- Consider ways that God has made each person unique.	<p>ACTIVITY 1:</p> <p><i>Did you know that once you were smaller than the dot on this “i”? You began as a single cell. Then the cell divided again and again as you grew. Scientists say that when you were smaller than a dot, many things about you had already been decided. God knew whether you were be a boy or a girl, tall or short, and athletic or artistic. He even knew what the color of your hair and eyes and the length of your fingers and toes would be. It had already been decided!</i></p> <ul style="list-style-type: none">- Watch YouTube devotion- God’s Masterpiece Episode 5: https://youtu.be/A53AZkD0HoQ <p>ACTIVITY 2:</p> <ul style="list-style-type: none">- Seesaw: https://app.seesaw.me/pages/shared_activity?share_token=4w7vyT5LQPK7L73wnUJa3Q&prompt_id=prompt.c3f3c6e4-faaf-4ce6-9d89-5382a468e496- Complete the artwork below	<ul style="list-style-type: none">- Access to internet- Laptop/ Tablet- Bible
ART CONNECTION - PAINTING WITH A STRAW		
	<p>ACTIVITY 3:</p> <ul style="list-style-type: none">- Watch YouTube Video: https://youtu.be/_eOThm6O7s- (Optional - create black silhouette of you holding a straw)- Choose a colour, take your paintbrush and put a wet dot of paint on your paper- Use the straw to blow the paint around, creating rivers of paint- Repeat with different colors <p>ACTIVITY 4:</p> <ul style="list-style-type: none">- Try to create the exact same pattern in another painting.- You probably can’t- You are unique, and so are your painting.- Upload your painting to Seesaw	<ul style="list-style-type: none">- White paper that is thick enough to withstand paint- Paint- Straw- Black Marker

READING

Lesson Objective	Activities	Resources
<p>- Analyze characters in the novel by identifying character traits and using textual evidence to support their ideas</p> <p>- Form a deeper understanding of the book's characters</p>	<p>Number the Stars</p> <p>ACTIVITY 1:</p> <p>- Follow along in your Number the Stars book and listen to Chapter 8 on YouTube: https://youtu.be/YU7SPCSvTy4</p> <p>Stop and Think about the following:</p> <ol style="list-style-type: none">1. Why does Uncle Henrik need a wife?2. What could it mean for the weather to be good for fishing? Be more specific than your previous answer.3. Who is great-aunt Birte?4. Why is the chapter called: There Has Been a Death? <p>ACTIVITY 2:</p> <p>- Seesaw: https://app.seesaw.me/pages/shared_activity?share_token=PozPcBGIQRuU7QHOCTNYuQ&prompt_id=prompt.d8ab1b03-ffbd-4f41-a1ef-3615a58f7e11</p> <p>- Complete the following:</p> <p>STORY ELEMENTS</p> <p>Draw an illustration of what is happening in this story. Then fill in the story elements below.</p>	<p>- Access to internet</p> <p>- Laptop/tablet</p> <p>- Number the Stars book</p>

WRITING

Lesson Objective	Activities	Resources
<p>Students will:</p> <ul style="list-style-type: none">- Examine an opinion writing piece- Identify aspects of a student-written opinion writing piece- Reflect on what worked well and what could be improved	<p>Doing Opinion Writing Well</p> <p>ACTIVITY 1:</p> <ul style="list-style-type: none">- On Seesaw: https://app.seesaw.me/pages/shared_activity?share_token=dspm80ETRQiXqhUEOrEY9w&prompt_id=prompt.c72f520b-8b86-4d5f-b8f2-28e753f504c9 <ol style="list-style-type: none">1. Tap the  button.2. Tap the  tool, and use it to find and underline examples of each of the characteristics of strong opinion writing.<ol style="list-style-type: none">a. Bold opinion = redb. b. Reasons = bluec. c. Examples and details = yellowd. d. Ending = green 3.3. In your reflection, use the  to record one thing that worked well and one thing the writer could do better.	<ul style="list-style-type: none">- Access to internet- Laptop/tablet

NUMERACY		
OBJECTIVES	ACTIVITIES	RESOURCES
<p>– To be able to multiply whole numbers.</p>	<p><u>COLUMN METHOD MULTIPLICATION</u></p> <p><u>MENTAL MATHS:</u></p> <ul style="list-style-type: none"> -Quizizz: Gr.4 Mental Math: Times Tables (6 - 9) -Code: 305500 (Expires 03/31 at 8am) -https://quizizz.com/join <p><u>ACTIVITY 1:</u></p> <ul style="list-style-type: none"> -Log onto Seesaw – follow the activity instructions. -https://app.seesaw.me/#/login -Complete Seesaw task: Numeracy: Multiplication - 3 digit by 2 digit -You must show your working out! -Refresher video if needed: -https://www.youtube.com/watch?v=RVYwunbpMHA -Turtle method: -https://www.youtube.com/watch?v=1hcKERTnNi0 <p>Assessment on Thursday (04/02) – Column Method multiplication</p>	<ul style="list-style-type: none"> - Access to internet - Computer / Device - Seesaw - Quizizz - Math composition book - Pencil - Ruler

SCIENCE		
OBJECTIVES	ACTIVITIES	RESOURCES
– To be able to identify and describe the five ocean zones.	<p><u>REVIEW FOR ASSESSMENT</u></p> <p>- Review oceans, the ocean floor, and ocean zones for Assessment on Friday, April 3</p>	<ul style="list-style-type: none"> - Access to internet - Computer / Device - Go Formative

TECHNOLOGY		
OBJECTIVES	ACTIVITIES	RESOURCES
See plans on MT	<p>See plans on Microsoft Teams</p> <p>- Grade 4 - Files - Technology - Grade 4_Technology_Mar31</p>	<ul style="list-style-type: none"> - Access to internet - Computer / Device